

ECHO:

Voluntary Assisted Dying in Queensland

Liz Reymond MBBS(Hons), PhD, FRACGP, FACHPM

Director Queensland Voluntary Assisted Dying Support and Pharmacy Service (QVAD SPS)

Co-director PallConsult

Co-director Statewide Office of Advance Care Planning



**Queensland
Government**

Presentation Overview

- Background: Voluntary Assisted Dying (VAD) in Queensland
- The first 4 months of VAD in Queensland – what is happening?

Background: VAD in Queensland

- VAD became operationally legalised in Queensland on 1st January 2023
- VAD allows eligible adults with decision-making capacity, who are suffering intolerably and dying, an additional end-of-life choice by allowing them to choose the timing and circumstances of their death
- A Health Service Directive was issued that required each HHS to establish a VAD service to assist eligible people to obtain VAD
- QVAD SPS was established as a statewide service to help patients, their families and clinicians to navigate VAD and supply VAD substances

Background: VAD eligibility criteria


1. Have an **eligible condition**:
 - is advanced, progressive and will cause death, and
 - is expected to cause death within 12 months, and
 - is causing suffering that the person considers to be intolerable
2. Have **decision-making capacity for VAD**
3. Be **acting voluntarily and without coercion**
4. Be at least **18 years** of age
5. Fulfil **residency and citizenship requirements**

Background: End-of-life care and VAD

- End of life, especially an expected end of life, is complex involving social, psychological, cultural, existential, spiritual and medical and other treatments issues
- People hold deeply personal views about end of life for reasons that are important to them
- End-of-life care can also be complex – optimally it is proactive, interdisciplinary and always patient-centred. Carers and clinicians also hold deeply personal views about end of life
- VAD is now part of proactive, patient-centred end-of-life care.

Background: Clinicians' views of VAD

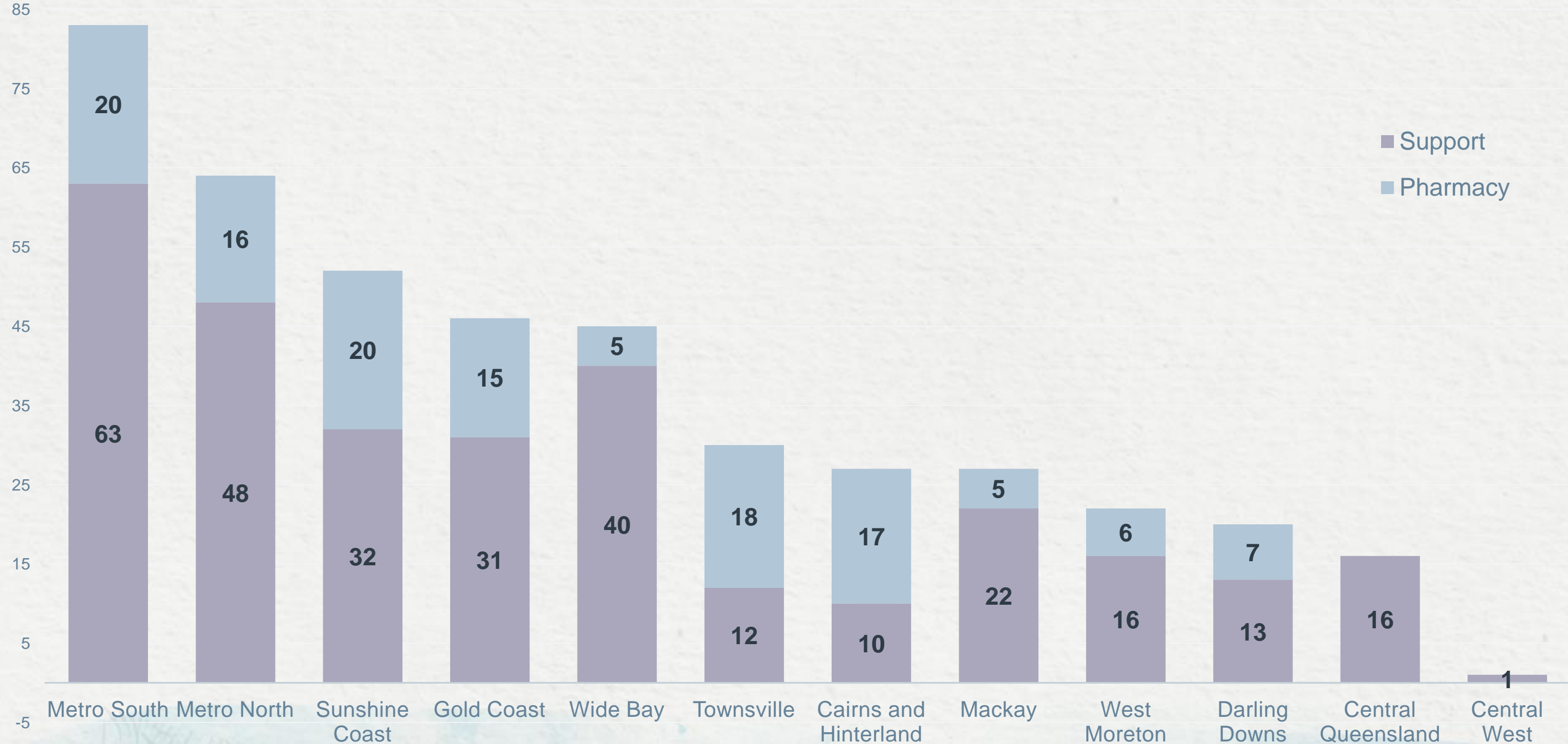
**Conscientious
Objection**



**Conscientious
Participation**

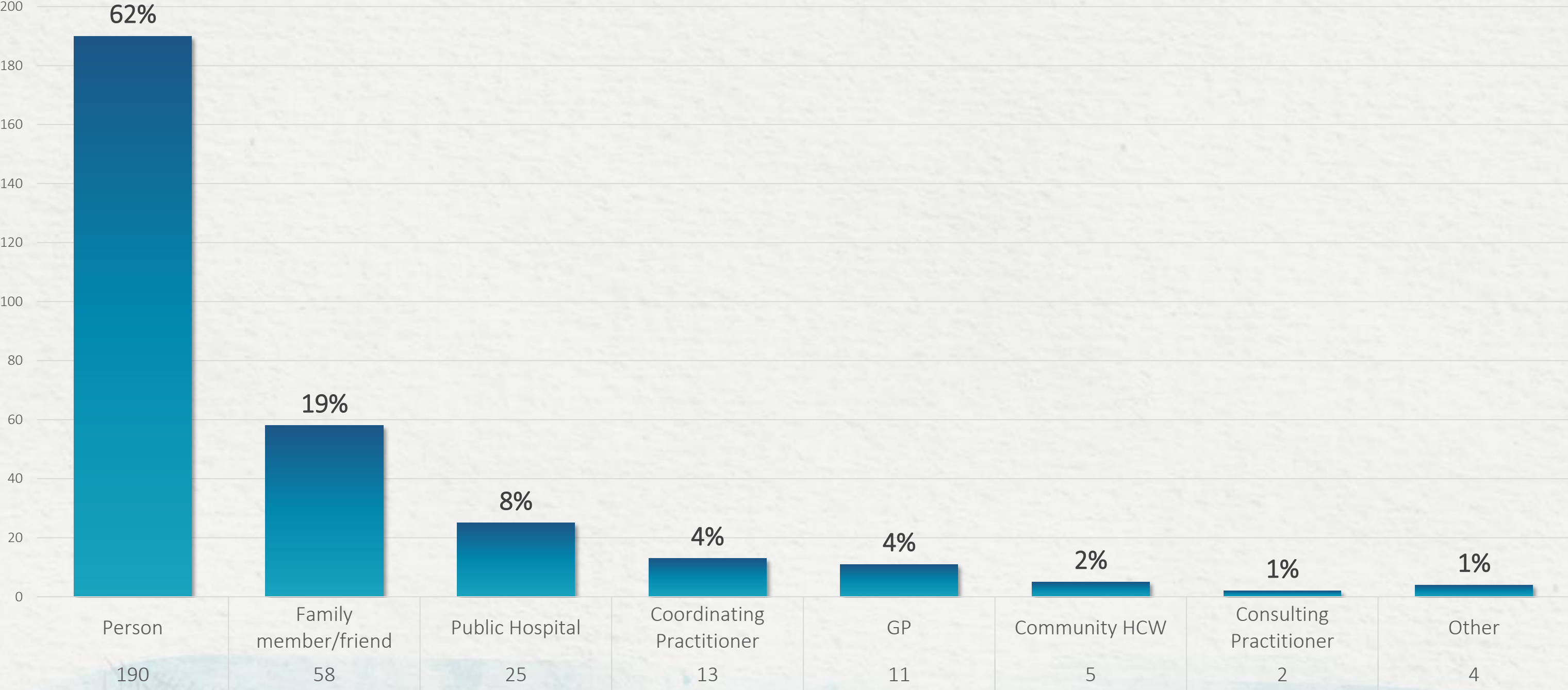
Referrals to QVAD SPS | HHS Distribution

437 Referrals - QVAD Pharmacy: 129 and QVAD Support: 308 (incl. unknown: 3, outside of QLD: 1) 1.01.2023 – 5.05.2023



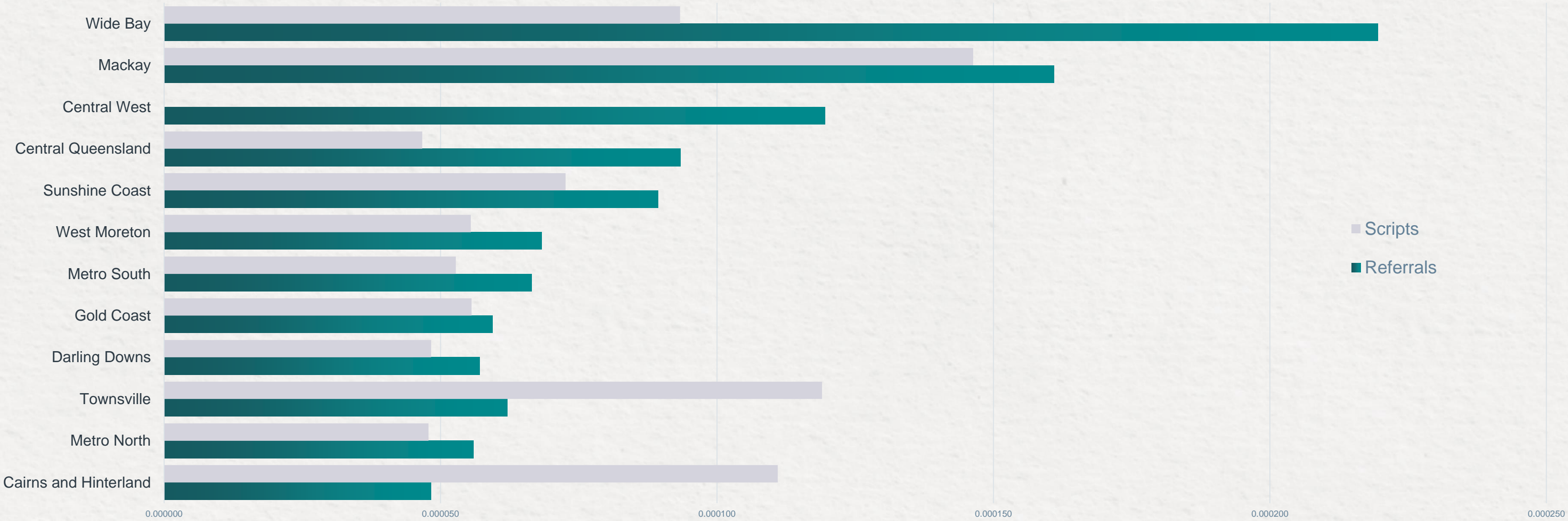
Source of Referrals to QVAD Support

1.01.2023 – 05.05.2023 | QVAD Support only (n= 308)



QVAD Support referrals and scripts by HHS population

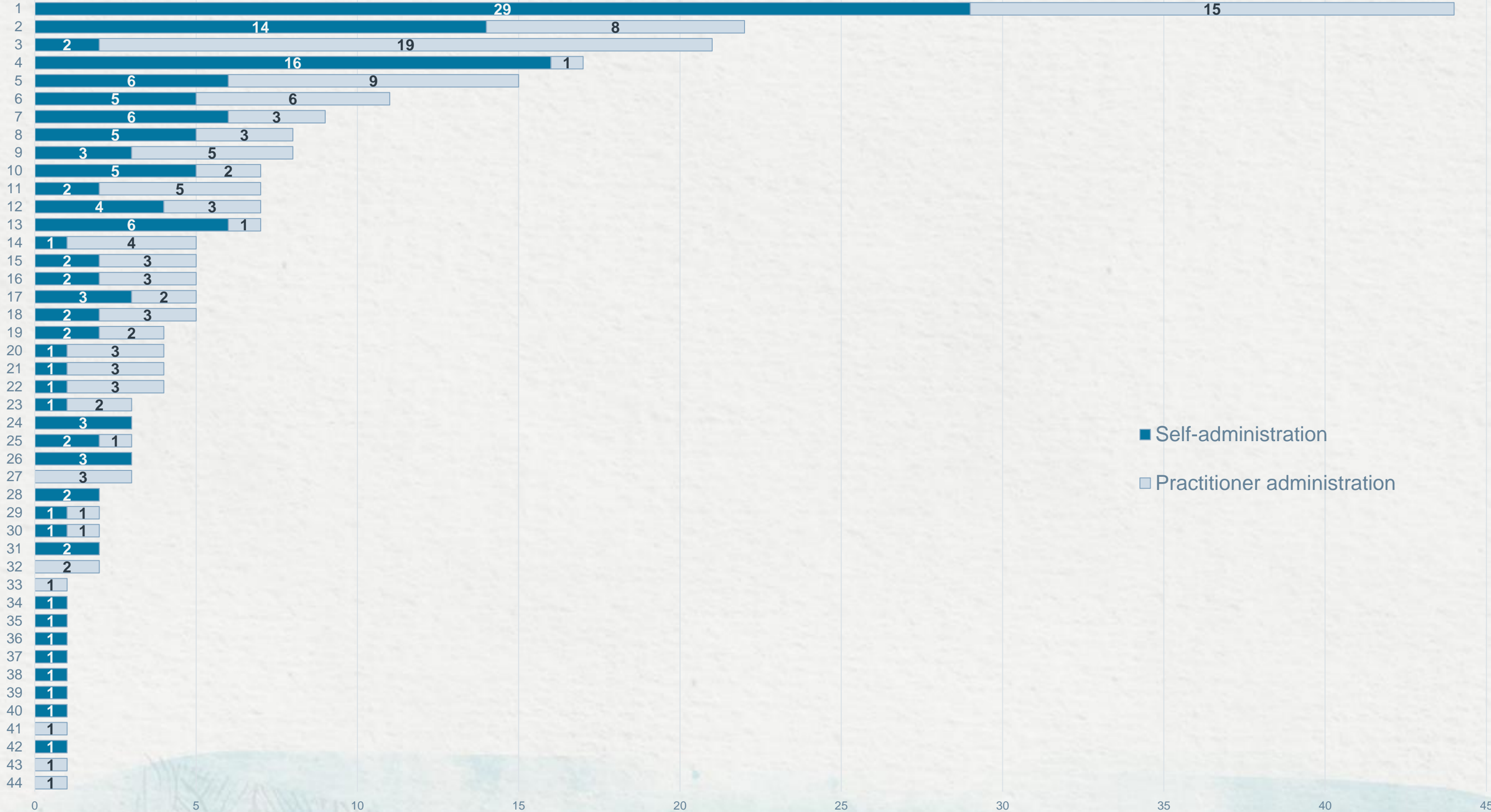
1.01.2023 – 5.05.2023



HHS	Wide Bay	Mackay	Central West	Sunshine Coast	Central Queensland	West Moreton	Metro South	Darling Downs	Metro North	Townsville	Gold Coast	Cairns and Hinterland	North West	South West	Torres and Cape
Adult population	182,173	136,675	8,363	358,041	171,325	234,408	947,811	227,734	857,089	193,262	521,616	207,244	20,634	18,729	20,197
Referrals (n=304)	40	22	1	32	16	16	63	13	48	12	31	10	0	0	0
Referrals by adult population	22.0 x 10⁻⁵	16.1 x 10⁻⁵	12.0 x 10⁻⁵	8.9 x 10⁻⁵	9.3 x 10⁻⁵	6.8 x 10⁻⁵	6.6 x 10⁻⁵	5.7 x 10⁻⁵	5.6 x 10⁻⁵	6.2 x 10⁻⁵	5.9 x 10⁻⁵	4.8 x 10⁻⁵	0	0	0
Scripts (n=261)	17	20	0	26	8	13	50	11	41	23	29	23	0	0	0
Scripts by adult population	9.3 x 10⁻⁵	14.6 x 10⁻⁵	0	7.3 x 10⁻⁵	4.7 x 10⁻⁵	5.5 x 10⁻⁵	5.3 x 10⁻⁵	4.8 x 10⁻⁵	4.8 x 10⁻⁵	11.9 x 10⁻⁵	5.6 x 10⁻⁵	11.1 x 10⁻⁵	0	0	0

Scripts received by QVAD Pharmacy

Total: 261 Self-administration: 141 (54%) Practitioner administration: 120 (46%)



Substance delivery 1.01.2023 to 28.04.2023

- preferred vs actual delivery date

SEQ HHS	DAYS FROM PREFERRED DATE											Grand Total
	-5	-4	-3	-2	-1	0	1	2	3	4		
Gold Coast						13	1	2				16
Metro North					2	21	5					28
Metro South				2	1	35	2	3				43
Sunshine Coast		1				16	3					20
West Moreton	1				1	10		1				13
Grand Total	1	1		2	4	95	11	6				120

Non-SEQ HHS	DAYS FROM PREFERRED DATE											Grand Total
	-5	-4	-3	-2	-1	0	1	2	3	4		
Cairns & Hinterland					2	10	4	2		1		19
Central Queensland					1	4	1					6
Darling Downs					1	9		1				11
Mackay			1	1		12		2				16
Townsville						20						20
Wide Bay		1		1	1	9	1	1				14
Grand Total		1	1	2	5	64	6	6		1		86

P value and statistical significance:

The two-tailed P value equals 0.8788

By conventional criteria, this difference is considered to be not statistically significant.

Confidence interval:

The mean of SEQ minus Non-SEQ equals -0.02

95% confidence interval of this difference: From -0.28 to 0.24

Group	SEQ	Non-SEQ
Mean	0.05	0.07
SD	0.86	0.99
N	120	86

QVAD Support

QVADsupport@health.qld.gov.au

1800 431 371